

REGULATORS LOADER ASSEMBLIES

MODEL: 5108-2TDL, 5108-2TDR
5108-2TDL-R, 5108-22TDL-R

Revision: 0

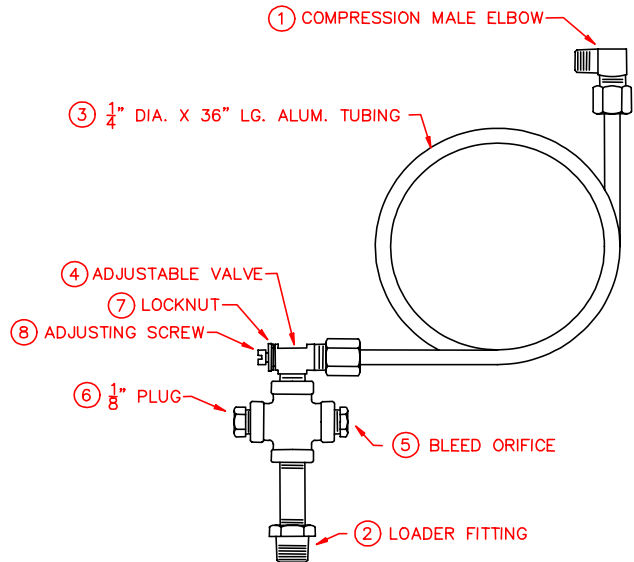
BULLETIN
5108

INSTALLATION OF #2TDL LOADER ASSEMBLY

1. Screw compression male elbow (1) into controlled air pipe or chamber of mixer.
2. Screw "Loader" (2) into upper diaphragm chamber of Zero Governor.
3. Bend tubing (3) to suit, and connect to compression male elbow (1) and angle needle valve (4).

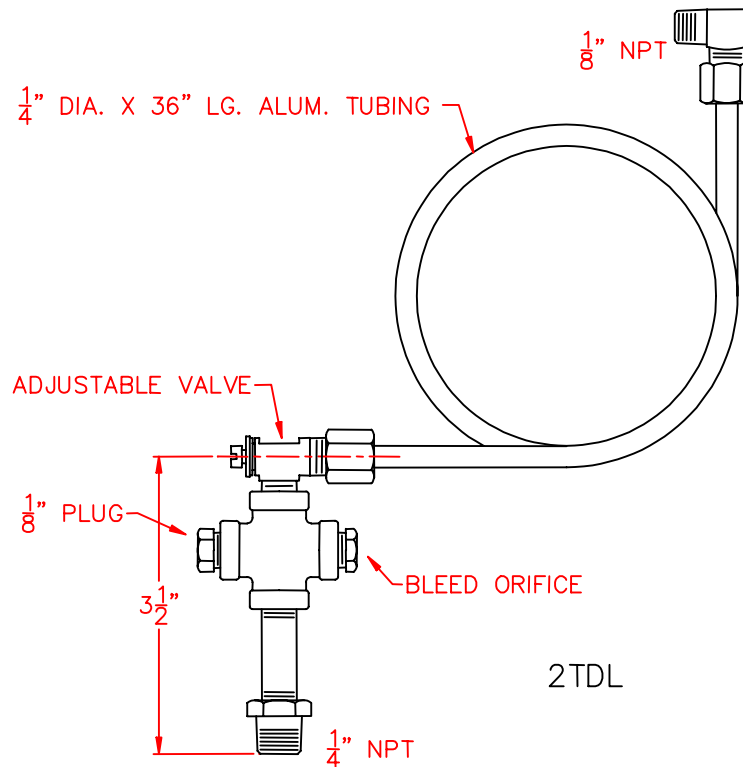
ADJUSTMENT

1. Determine minimum gas pressure.
2. Remove pipe plug (6) and install low pressure gauge in tap.
3. Start blower and open air control valve.
4. Loosen lockout (7) and turn adjusting screw (8) until reading on pressure gauge is approximately 1" w.c. less than minimum gas pressure. Tighten lockout.
5. Light burner and make regular air/gas ratio adjustment for desired flame.



2TDL LOADER ASSEMBLY

DIMENSIONS - 2TDL



2TDL

CAUTION: Operation of combustion equipment can be hazardous resulting in bodily injury or equipment damage. Each burner should be supervised by a combustion safeguard and only qualified personnel should install, make system adjustments and perform any required service.



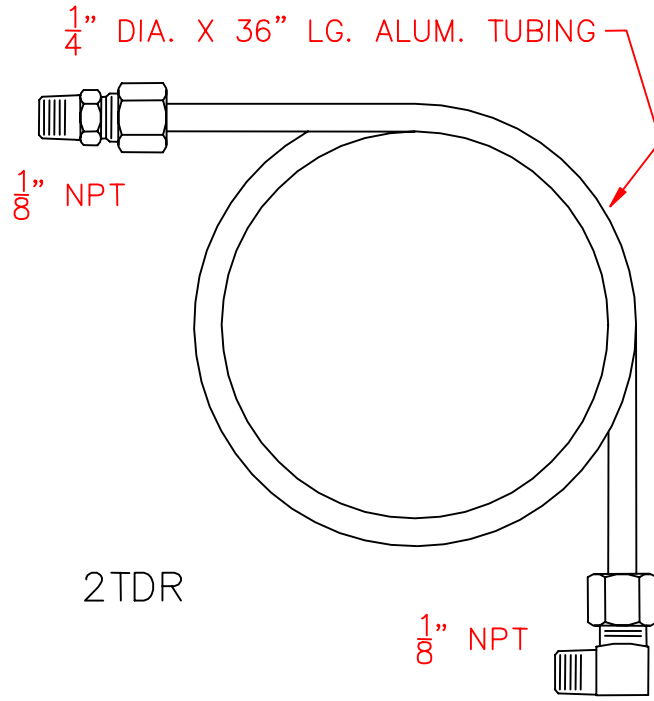
ORDAN THERMAL PRODUCTS LTD
Combustion Equipment & Controls for Industry
21 Amber St # 9, Markham Ontario Canada L3R 4Z3
Tel: (905) 475-9292 Fax: (905) 475-3286
www.ordanthermal.com

NOTICE: PYRONICS practices a policy of continuous improvement in the design of its products. It reserves the right to change the specifications at any time without prior notice.

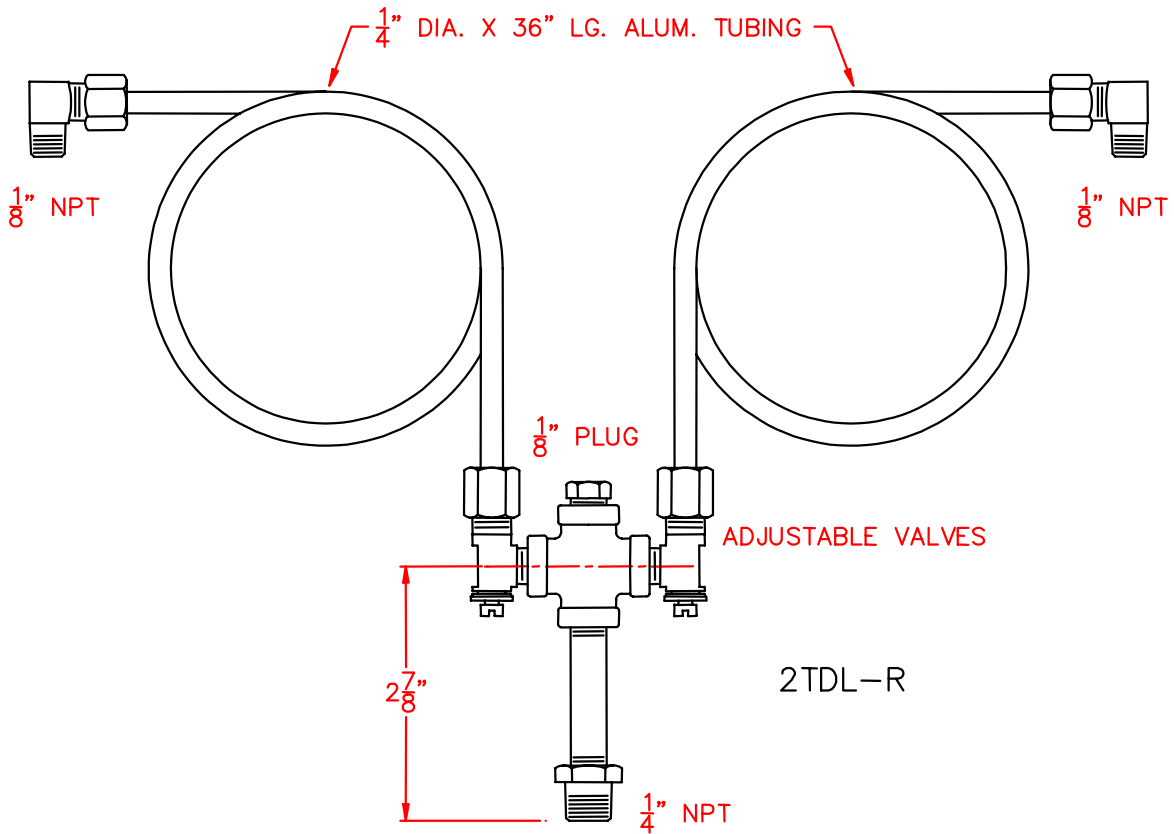
REGULATORS LOADER ASSEMBLIES

BULLETIN 5108
PAGE NO.2

DIMENSIONS - 2TDR



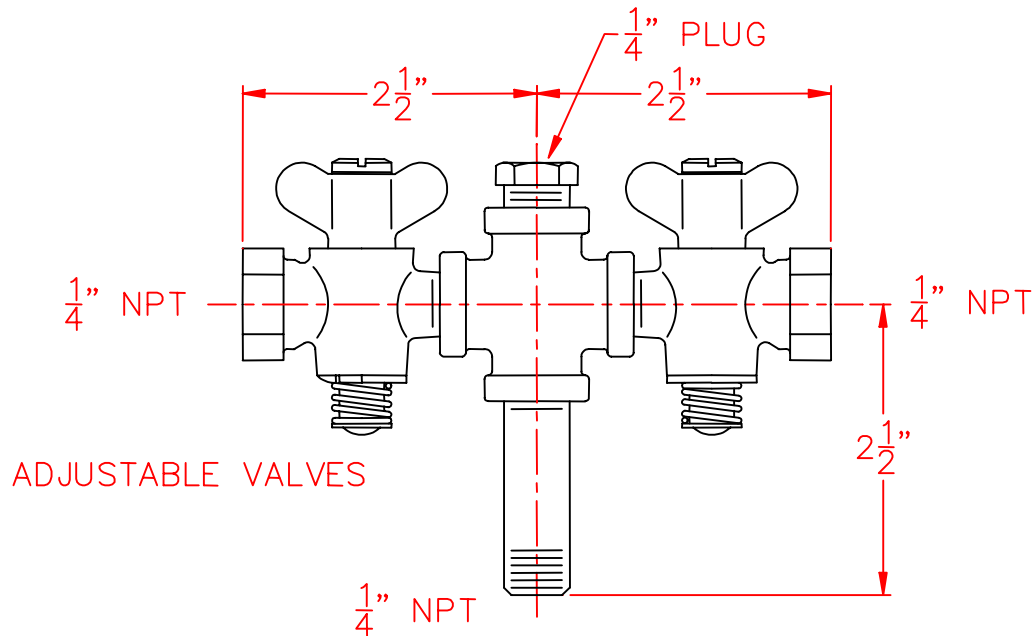
DIMENSIONS -- 2TDL-R



REGULATORS LOADER ASSEMBLIES

BULLETIN 5108
PAGE NO. 3

DIMENSIONS -- 22TDL-R



22TDL-R

ORDERING INFORMATION

1. Specify Model Number and Quantity.
2. Shipping Instructions.

CAUTION: Operation of combustion equipment can be hazardous resulting in bodily injury or equipment damage. Each burner should be supervised by a combustion safeguard and only qualified personnel should install, make system adjustments and perform any required service.



ORDAN THERMAL PRODUCTS LTD
Combustion Equipment & Controls for Industry
21 Amber St # 9, Markham Ontario Canada L3R 4Z3
Tel: (905) 475-9292 Fax: (905) 475-3286
www.ordanthermal.com

NOTICE: PYRONICS practices a policy of continuous improvement in the design of its products. It reserves the right to change the specifications at any time without prior notice.