


REGULATORS AIR CONTROL

MODEL: 5260-AR, 5261-AR-HP5

Revision: 0

BULLETIN
5260, 5261



DESCRIPTION

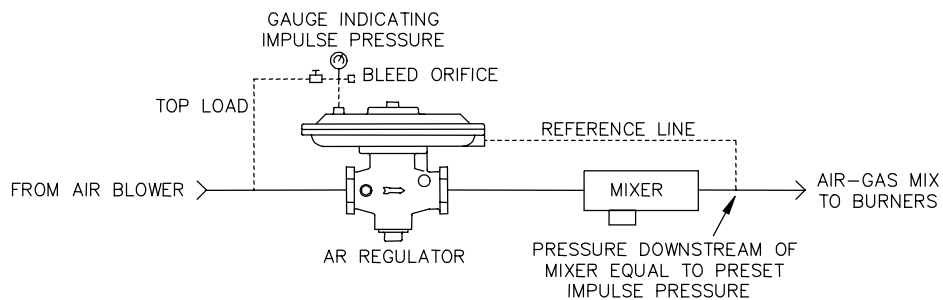
AR Air Regulators in multiple burner systems hold constant air-fuel ratio and mixture pressure with reducing burner port area of up to 90%. Used in the air line, the top main diaphragm chamber is referenced through a bleed loader set for the desired burner mixture pressure. The bottom main diaphragm chamber is

referenced downstream of the Flomixer or Flanged Mixing Tee. Mixture pressure and air-fuel ratio are held constant as burners are turned off. Available in sizes 3/4" through 3" NPT for 150 °F service and 2 psig inlet pressures. Series 5261 is also available for 300 °F service and 5 psig inlet pressures.

CAPACITY TABLE

Model Number	Pipe Size		SCFH Air Flow @ 4.0" W.C. Pressure Drop
	Inlet	Outlet	
6 AR	3/4"	3/4"	500
8 AR	1"	1"	1,000
12 AR	1-1/2"	1-1/2"	2,000
20 AR	2-1/2"	2-1/2"	5,000
24 AR	3"	3"	8,000

AR PIPING DIAGRAM



CAUTION: Operation of combustion equipment can be hazardous resulting in bodily injury or equipment damage. Each burner should be supervised by a combustion safeguard and only qualified personnel should install, make system adjustments and perform any required service.



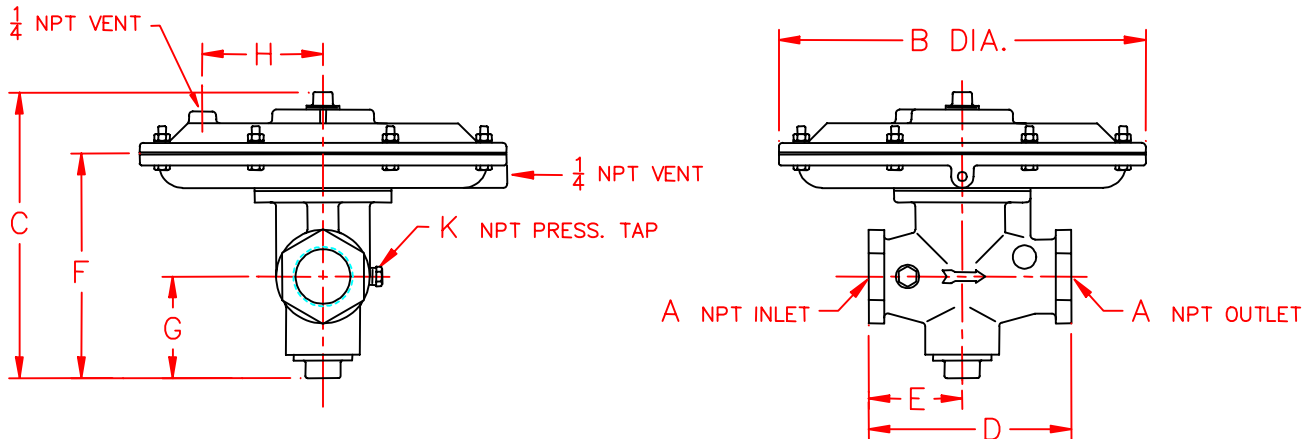
ORDAN THERMAL PRODUCTS LTD
Combustion Equipment & Controls for Industry
21 Amber St # 9, Markham Ontario Canada L3R 4Z3
Tel: (905) 475-9292 Fax: (905) 475-3286
www.ordanthermal.com

NOTICE: PYRONICS practices a policy of continuous improvement in the design of its products. It reserves the right to change the specifications at any time without prior notice.

REGULATORS AIR CONTROL

BULLETIN
5260, 5261
PAGE NO.2

DIMENSIONS: 3/4" - 3" SIZES AR and AR-HP5



Model Number	A	B	C	D	E	F	G	H	K	Weight	
										Lbs.	Kgs.
6 AR	3/4	8-1/4	6-3/4	5	2-1/2	4-7/8	2	-----	1/8	6.0	2.72
8 AR	1	9-3/4	6-5/8	4-3/4	2-3/8	4-3/4	2	3-3/8	1/8	8.0	3.63
12 AR	1-1/2	11-3/4	9-1/8	6-1/2	3	7-1/4	3-1/4	3-7/8	1/4	14.5	6.58
20 AR	2-1/2	14	11-3/8	8-3/4	4	8-3/4	3-5/8	3-5/8	1/4	49.0	22.23
24 AR	3	14	13-1/8	11-1/2	5-3/4	10-5/8	4-5/8	3-5/8	1/4	59.5	26.99

NOTES:

1. Regulator must be perpendicular to pipe run in an upright position.
2. Pipe run must be horizontal and level.
3. All dimensions are in inches.

ORDERING INFORMATION

1. Select Model Number and Quantity.
2. Shipping Instructions.