

BLAST PILOT THREADED TYPE PBST

MODEL: PBST

Revision: 0

BULLETIN
3282-3286

DESCRIPTION

The 3282-PBST series assembly consists of a threaded blast burner tip, gas-air Midget Mixer, zero governor, combination ratio and shut-off gas cock, air cock and the necessary pipe fittings. The assembly includes a tip with spark plug for automatic ignition. Customer must furnish suitable transformer, push button and necessary wire and cable. The 3283-100-PBST series incorporates copper tubing in place of 45° elbow and pipe nipple so that blast tip may be adapted to any angle required.

3284-P-PBST series includes top load from mixture pressure to regulator for constant air to gas ratio at all firing rates. The 3285-P-PBST-100 series incorporates copper tubing in place of 45° elbow and pipe nipple so that blast tip may be adapted to any angle required.

3286-P-PBST-5LB series pilots include a second governor for gas inlet pressures up to 5 lbs.



APPLICATION

The "PBST" assembly, is a small, compact package unit specifically designed for piloting all types of blast and gun-type burners. The flame on this pilot will not blow off even when operating against high furnace back pressures.

These Blast Pilots also have many uses as small burners when used either singular or in groups. Small single burner applications such as torch soldering, glass working, tube bending, spot annealing, hardening and preheating can be easily handled with this assembly. Any experienced application engineer will find many uses for this assembly or modifications of it.

CAPACITY TABLE

Catalog No.	Blast Tip Size	Burner Port Area Square Inches	Capacities in 1000 btu/hr for Various Air Pressures			
			4 osi	8 osi	16 osi	32 osi
41PBST & 141PBST	41BTSA	0.0264	4	6	9	12
62PBST & 162PBST	62BTSA	0.0513	9	13	18	25
64PBST & 164PBST	64BTSA	0.0722	18	25	35	48
84PBST & 184PBST	84BTSA	0.0971	18	25	35	48
86PBST	86BTSA	0.1866	30	42	60	85

FEATURES

- Mixer enclosed-no dirt, thus no mixture change.
- High mixture pressure-correct burner design-stable flame.
- Flame can be positively directed and direction maintained.
- Can pilot all types of burners.
- Automatic ignition in combination with flame failure equipment.
- Made in five sizes and three styles. Capacities from 10,000 BTU to 80,000 with 1 lb. air.
- Constant gas-air ratio maintained over wide range of operation.
- Can be used with any kind of gas.
- Easily ignited by any means at hand
- Simple and easy to install.

CAUTION: Operation of combustion equipment can be hazardous resulting in bodily injury or equipment damage. Each burner should be supervised by a combustion safeguard and only qualified personnel should install, make system adjustments and perform any required service.

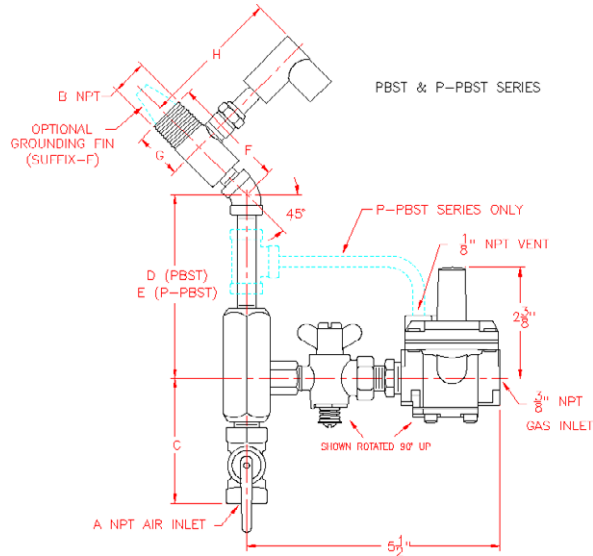


ORDAN THERMAL PRODUCTS LTD
Combustion Equipment & Controls for Industry
21 Amber St # 9, Markham Ontario Canada L3R 4Z3
Tel: (905) 475-9292 Fax: (905) 475-3286
www.ordanthermal.com

NOTICE: Pyronics practices a policy of continuous improvement in the design of its products. It reserves the right to change the specifications at any time without prior notice.

BLAST PILOT THREADED

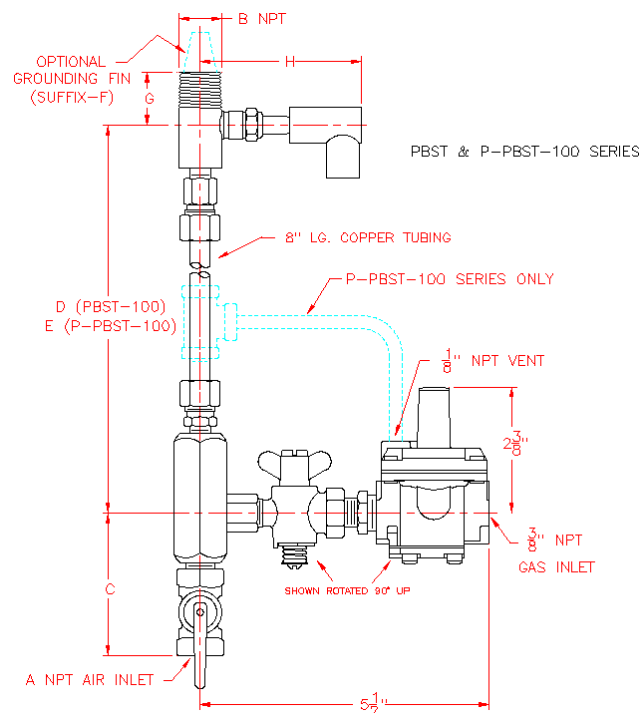
DIMENSIONS



3282 PBST & 3284 P-PBST DIMENSIONS

Model No.		A NPT	B NPT	C	D PBST	E P-PBST	F	G	H
3282	3284								
41 PBST	P41 PBST	1/4	1/2	2-5/8	4	7-3/8	2-1/2	1	3
62 PBST	P62 PBST	1/4	3/4	2-5/8	4-7/8	7-3/8	2-3/4	1	3-1/8
64 PBST	P64 PBST	1/2	3/4	3-1/2	6-1/2	9-3/4	5	1-1/8	3-1/8
84 PBST	P84 PBST	1/2	1	3-1/2	6-1/2	9-3/4	3-1/4	1	3-1/4
86 PBST	P86 PBST	3/4	1	4-1/2	6-3/4	9-1/4	5-3/8	1-3/8	3-1/4

Note: All dimensions are in inches ± 1/8"

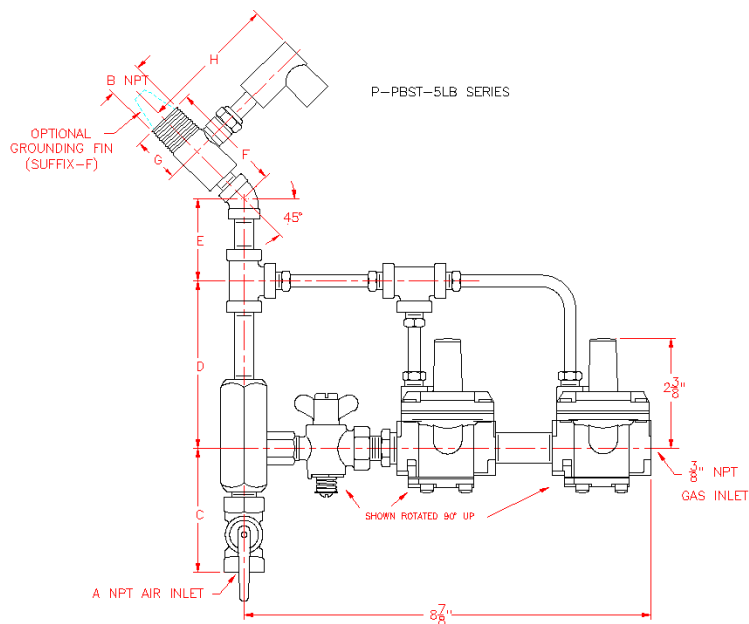


BLAST PILOT THREADED

3283-100-PBST & 3285-100-P-PBST DIMENSIONS

Model No.		A NPT	B NPT	C	D PBST	E P-PBST	G	H
3283	3285							
141 PBST	P41 PBST	1/4	1/2	2-5/8	11-5/8	15	1	3
162 PBST	P62 PBST	1/4	3/4	2-5/8	12-1/4	15-5/8	1	3-1/8
164 PBST	P64 PBST	1/2	3/4	3-1/2	14-3/8	18-5/8	1-1/8	3-1/8
184 PBST	P84 PBST	1/2	1	3-1/2	13-1/2	17-3/4	1	3-1/4

Note: All dimensions are in inches ± 1/8"



3286 P-PBST - 5 LB. DIMENSIONS

Model No.	A	B	C	D	E	F	G	H
P41PBST-5LB	1/4	1/2	2-5/8	4-1/4	3-1/8	2-1/2	1	3
P62PBST-5LB	1/4	3/4	2-5/8	4-1/2	3-1/8	2-3/4	1	3-1/8
P64PBST-5LB	1/2	3/4	3-1/2	5-3/4	4	5	1-1/8	3-1/8
P84PBST-5LB	1/2	1	3-1/2	5-3/4	4	3-1/4	1	3-1/4
P86PBST-5LB	3/4	1	4-1/2	5-5/8	3-5/8	5-3/8	1-3/8	3-1/4

Note: All dimensions are in inches ± 1/8"

ORDERING INFORMATION

1. Number of Blast Pilot Assemblies required.
2. Catalog Number of each.
3. Shipping instructions.

If you are in doubt as to size or use, send full information regarding type of burner you wish to pilot, or a description of the special application under consideration.

CAUTION: Operation of combustion equipment can be hazardous resulting in bodily injury or equipment damage. Each burner should be supervised by a combustion safeguard and only qualified personnel should install, make system adjustments and perform any required service.



ORDAN THERMAL PRODUCTS LTD
Combustion Equipment & Controls for Industry
21 Amber St # 9, Markham Ontario Canada L3R 4Z3
Tel: (905) 475-9292 Fax: (905) 475-3286
www.ordanthermal.com

NOTICE: Pyronics practices a policy of continuous improvement in the design of its products. It reserves the right to change the specifications at any time without prior notice.